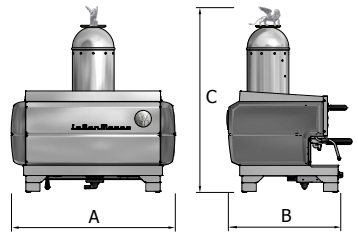


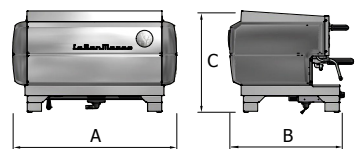
NEW 80 PREZIOSA

Dati tecnici e dimensioni / Technical data and dimensions

Modello Model Modèle Modell Modelo	N. gruppi No. of brewing units N. grupes Anzl. Gruppen N. grupos	Capacità caldaia (litri) Boiler capacity in litres Capacité chaudière Litres Kesselinhalt Liter Capacid. calder a litros	Potenza assorbita (w) Power consumption (w) Puissance absorbé (w) Leistungsaufnahme (w) Potència absorbida (w)			Pompa Pump Pompe Pumpe Bomba	Scaldatazze (optional) Cup heater (optional) Chauffe tasses (option) Tassenwärmer (auf Wu.) Calienta tazas (facultat.)	Peso (kg) Weight (kg) Poids (kg) Gewicht (kg) Peso (kg)			
			Coll. alla rete Power connection Connexion au rés Netzanschluß Conexión en red		A mm				B mm	C mm	
			Monof. Single ph. Monoph. Einph. Monof.	Trifase Tri-ph. Triph. Dreiph. Triás.							
	2	12	3500/4500	3500/4500	300	100	64				

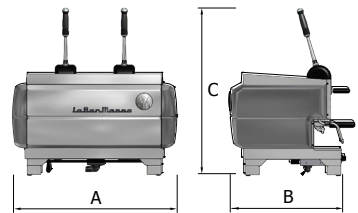
NEW 80 L

Dati tecnici e dimensioni / Technical data and dimensions

Modello Model Modèle Modell Modelo	N. gruppi No. of brewing units N. grupes Anzl. Gruppen N. grupos	Capacità caldaia (litri) Boiler capacity in litres Capacité chaudière Litres Kesselinhalt Liter Capacid. calder a litros	Potenza assorbita (w) Power consumption (w) Puissance absorbé (w) Leistungsaufnahme (w) Potència absorbida (w)			Pompa Pump Pompe Pumpe Bomba	Scaldatazze (optional) Cup heater (optional) Chauffe tasses (option) Tassenwärmer (auf Wu.) Calienta tazas (facultat.)	Peso (kg) Weight (kg) Poids (kg) Gewicht (kg) Peso (kg)			
			Coll. alla rete Power connection Connexion au rés Netzanschluß Conexión en red		A mm				B mm	C mm	
			Monof. Single ph. Monoph. Einph. Monof.	Trifase Tri-ph. Triph. Dreiph. Triás.							
	2	12	3500/4500	3500/4500	300	100	54				

NEW 80 LEVA CLASS

Dati tecnici e dimensioni / Technical data and dimensions

Modello Model Modèle Modell Modelo	N. gruppi No. of brewing units N. grupes Anzl. Gruppen N. grupos	Capacità caldaia (litri) Boiler capacity in litres Capacité chaudière Litres Kesselinhalt Liter Capacid. calder a litros	Potenza assorbita (w) Power consumption (w) Puissance absorbé (w) Leistungsaufnahme (w) Potència absorbida (w)			Pompa Pump Pompe Pumpe Bomba	Scaldatazze (optional) Cup heater (optional) Chauffe tasses (option) Tassenwärmer (auf Wu.) Calienta tazas (facultat.)	Peso (kg) Weight (kg) Poids (kg) Gewicht (kg) Peso (kg)			
			Coll. alla rete Power connection Connexion au rés Netzanschluß Conexión en red		A mm				B mm	C mm	
			Monof. Single ph. Monoph. Einph. Monof.	Trifase Tri-ph. Triph. Dreiph. Triás.							
	2	12	3500/4500	3500/4500	-	100	68				